



Staff Report

PO Box 300 | 10007 – 100A Street | Taylor, BC V0C 2K0 | www.districtoftaylor.com

TO: Committee of the Whole

FROM: Mike Farquharson, Director of Community Services
Ryan Nelson, Director of Operations

DATE: September 2, 2025

SUBJECT: Snow and Ice policy survey results

ATTACHMENT(S): [Snow and Ice Policy survey Results](#)

STRATEGIC GOALS & PRIORITIES:

This report complies with the following strategic goals set out by Council:

- Community Engagement
- Advocacy

Through advocating for community needs, aiming to improve quality of life, and creating a connected community with strong social fabric through stakeholder involvement.

RECOMMENDED RESOLUTION:

For information purposes only.

PURPOSE:

To inform Mayor and Council of Staff's engagement with our Community and stakeholders on the current Snow and Ice Policy.

BACKGROUND:

During the May 26, 2025, Committee of the Whole meeting the committee requested staff create a public engagement regarding the current Snow and Ice Policy.

COMMENTS & DISCUSSION:

Attached are the results of the survey. A few key takeaways are:

- The majority doesn't think we should haul snow away
- The majority thinks the policy should be status quo and agrees with the plowing completion timelines
- Suggestions to get to the school earlier

- The majority wants the Senior and Disabled service to continue, and agree that the boulevard gravel removal option should be available to them
- Comments on managing who is qualified to be on the Senior and Disabled list, as some places are expected to have someone living at the residence that are “able-bodied”
- Most agree with the priority plowing map
- Most people do not want to pay more for the service than they already do


SUMMARY & CONCLUSION:

Staff was glad to see that 43 people responded to the survey. With a mixture of positive and negative responses, we feel we have a diverse but accurate feel for what our stakeholders expectations are.

RESPECTFULLY SUBMITTED:



Mike Farquharson
Director of Community Services

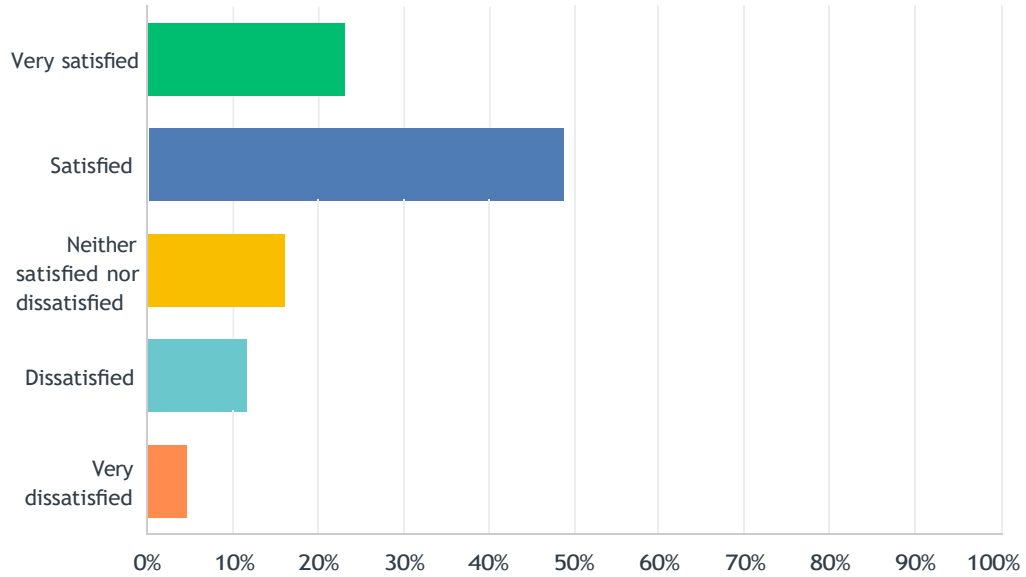


Ryan Nelson
Director of Operations

The District of Taylor's guiding principle is "Safety, Family, then Work."

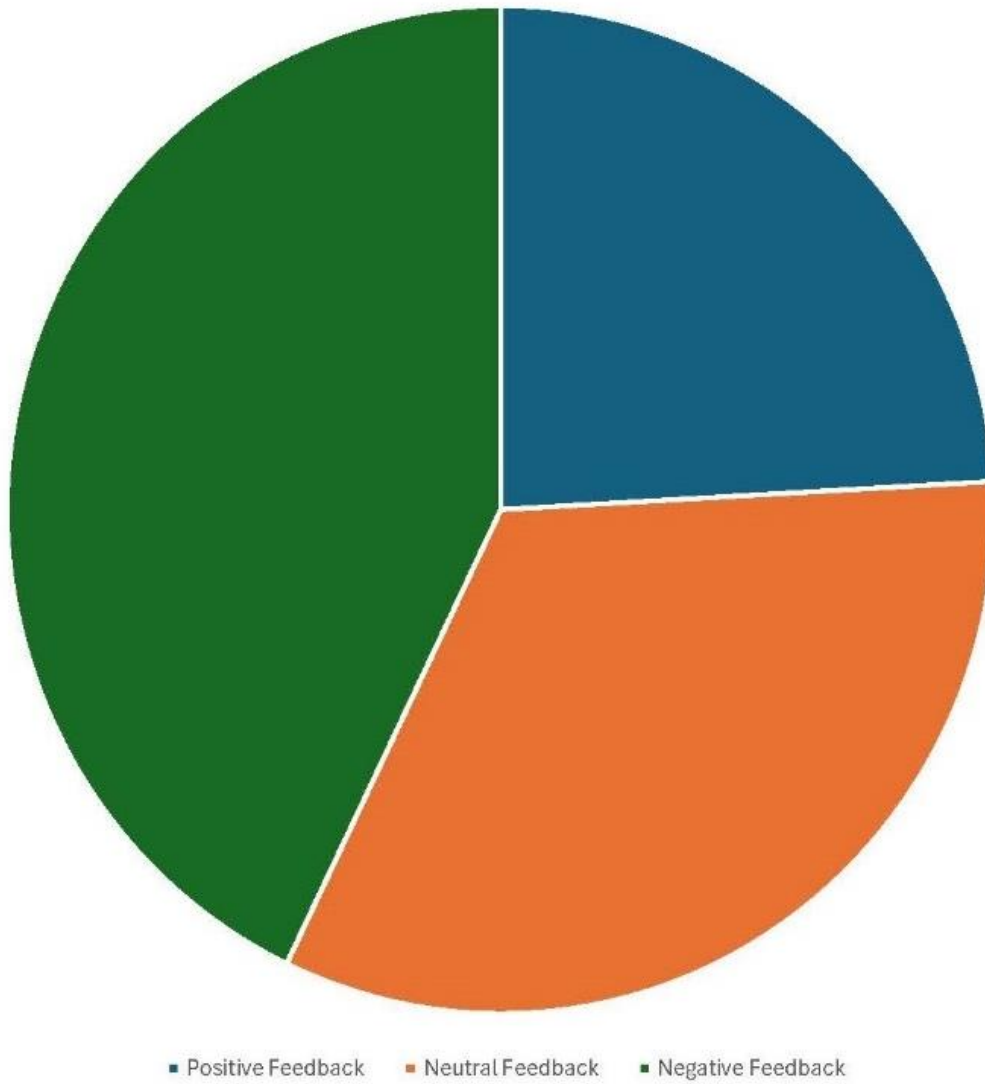
Q1 How satisfied were you with the District of Taylor snow removal and sanding services in keeping roads safe this winter?

Answered: 43 Skipped: 0



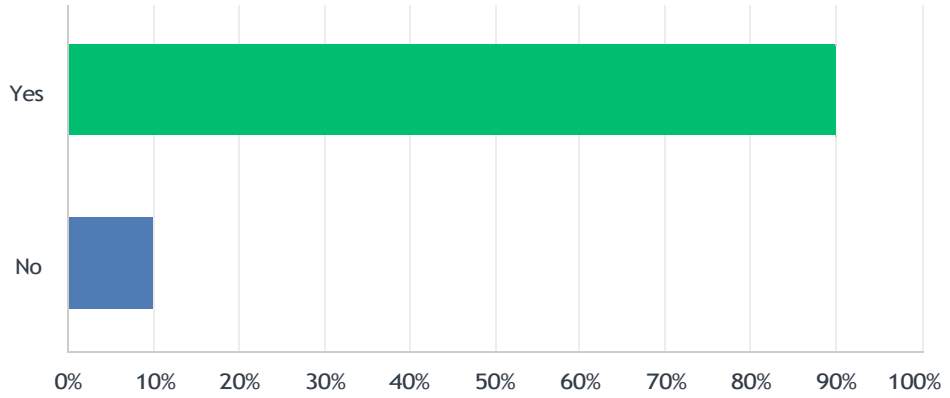
ANSWER CHOICES	RESPONSES	
Very satisfied	23.26%	10
Satisfied	48.84%	21
Neither satisfied nor dissatisfied	16.28%	7
Dissatisfied	11.63%	5
Very dissatisfied	4.65%	2
Total Respondents: 43		

Q2 How could we improve?



Q3 Are you aware that we offer driveway snow clearing services for qualifying persons requiring assistance?

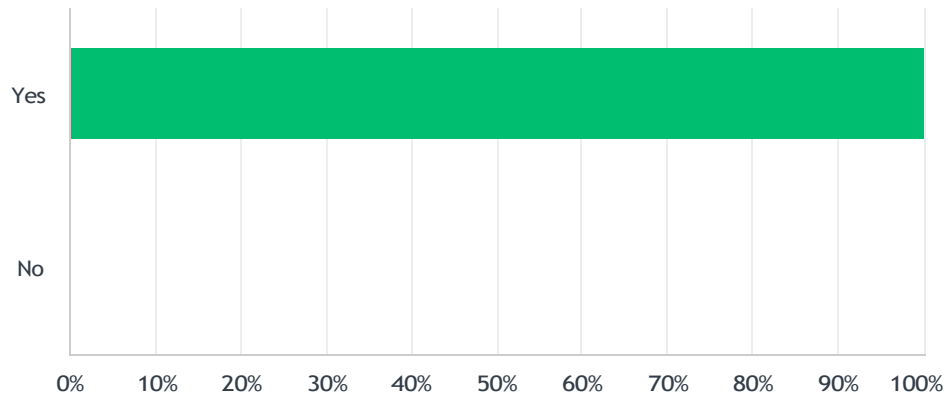
Answered: 43 Skipped: 0



ANSWER CHOICES	RESPONSES	
Yes	90.70%	39
No	9.30%	4
TOTAL		43

Q4 Should we continue to provide this service?

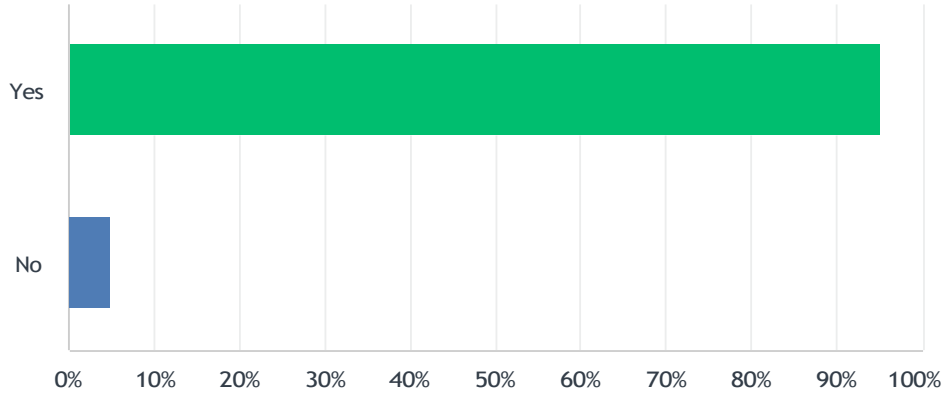
Answered: 43 Skipped: 0



ANSWER CHOICES	RESPONSES	
Yes	100.00%	43
No	0.00%	0
TOTAL		43

Q5 Should the District of Taylor provide gravel removal from boulevards for individuals who require assistance?

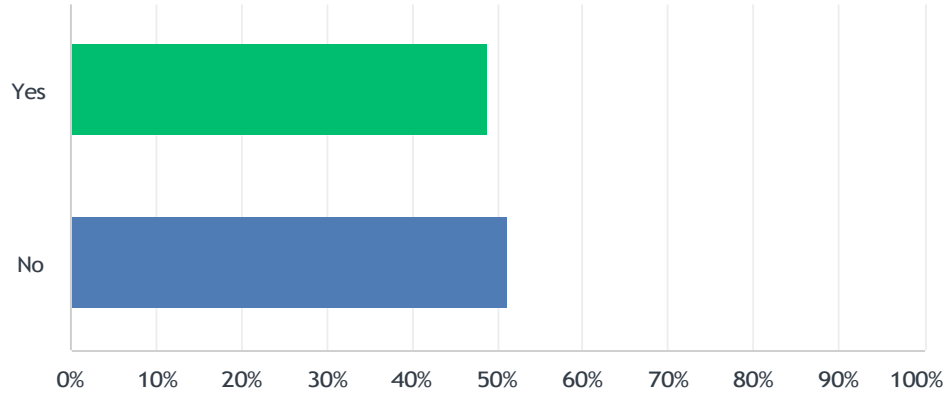
Answered: 41 Skipped: 2



ANSWER CHOICES	RESPONSES	
Yes	95.12%	39
No	4.88%	2
TOTAL		41

Q6 Should the District of Taylor haul away snow instead of plowing it onto boulevards?

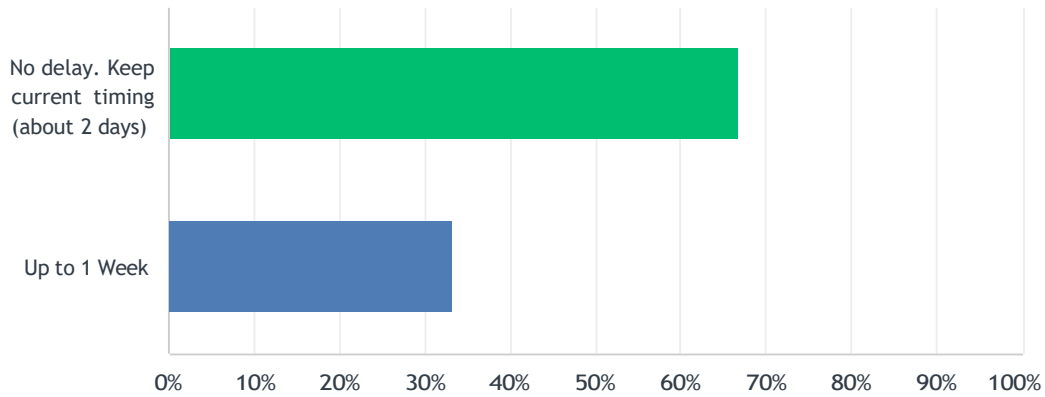
Answered: 41 Skipped: 2



ANSWER CHOICES	RESPONSES	
Yes	48.78%	20
No	51.22%	21
TOTAL		41

Q7 How much of a delay would you be willing to accept if the District of Taylor removed snow by hauling it away during plowing? (Note: Hauling snow away instead of plowing onto boulevards could extend the time to complete a full plowing circuit from 2 days to up to 1 week after each snowfall.)

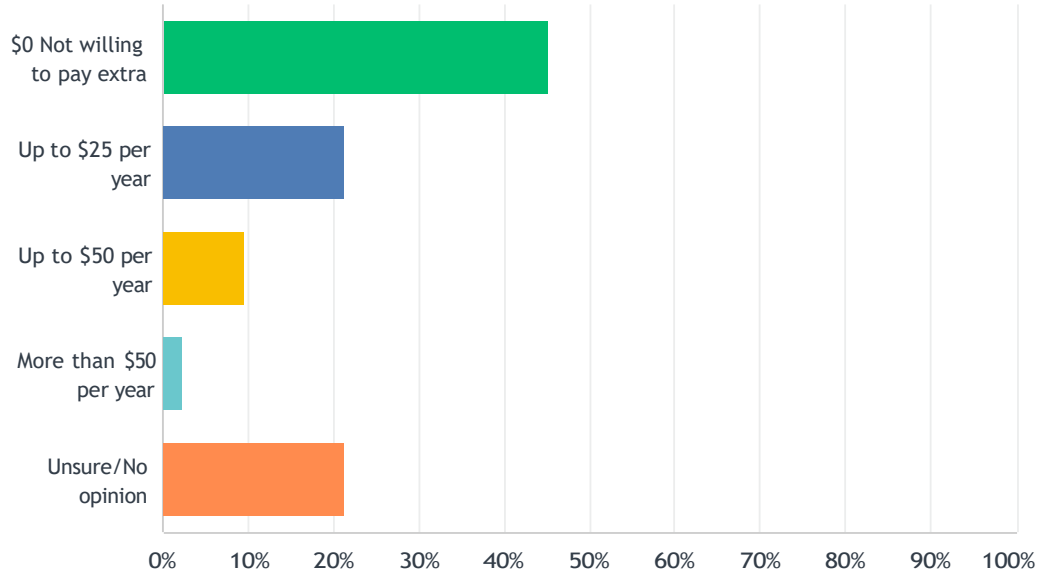
Answered: 42 Skipped: 1



ANSWER CHOICES	RESPONSES	
No delay. Keep current timing (about 2 days)	66.67%	28
Up to 1 Week	33.33%	14
TOTAL		42

Q8 How much extra would you be willing to pay in taxes for added services like hauling snow away?

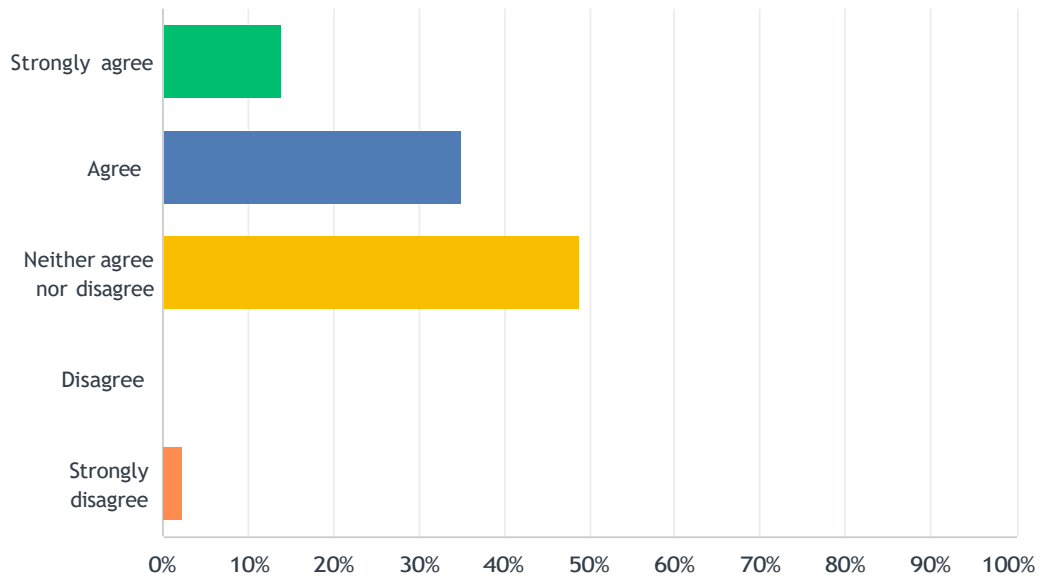
Answered: 42 Skipped: 1



ANSWER CHOICES	RESPONSES	
\$0 Not willing to pay extra	45.24%	19
Up to \$25 per year	21.43%	9
Up to \$50 per year	9.52%	4
More than \$50 per year	2.38%	1
Unsure/No opinion	21.43%	9
TOTAL		42

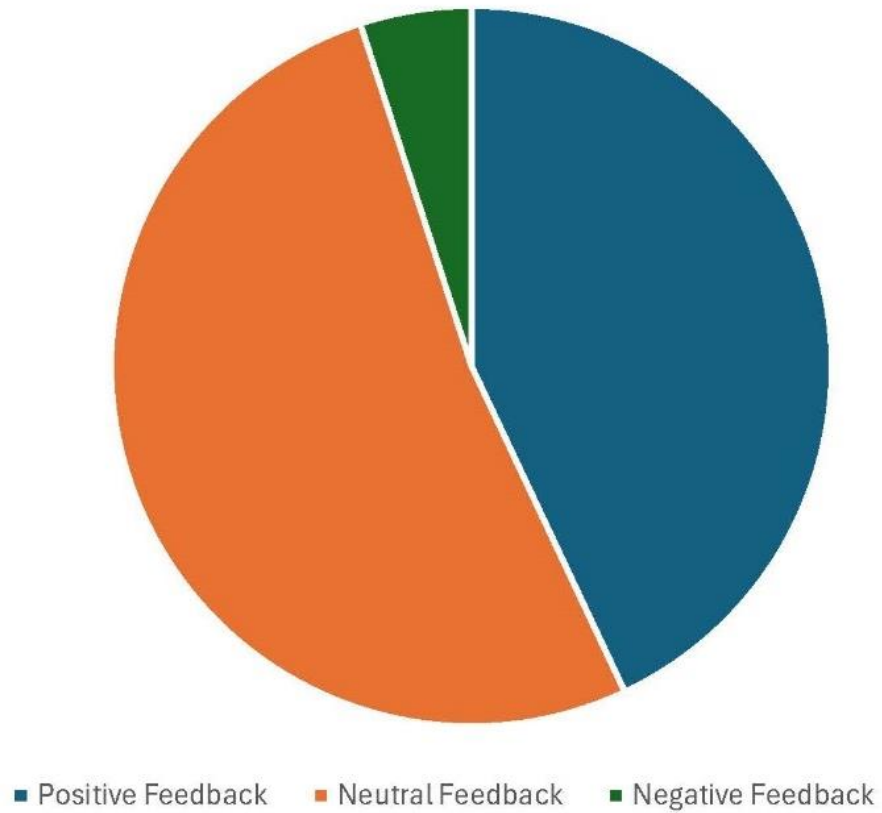
Q9 Do you agree with the current snow clearing priority map?

Answered: 43 Skipped: 0



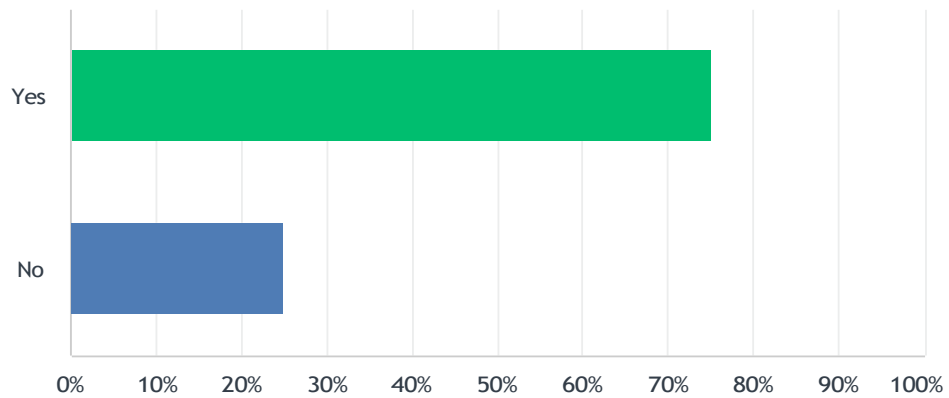
ANSWER CHOICES	RESPONSES	
Strongly agree	13.95%	6
Agree	34.88%	15
Neither agree nor disagree	48.84%	21
Disagree	0.00%	0
Strongly disagree	2.33%	1
TOTAL		43

Q10 Why do you agree or disagree with the priority map?



Q11 Should this service remain as it is currently (status quo)?

Answered: 40 Skipped: 3



ANSWER CHOICES	RESPONSES	
Yes	75.00%	30
No	25.00%	10
TOTAL		40

Q12 If you answered 'No' to the previous question, please tell us why.

